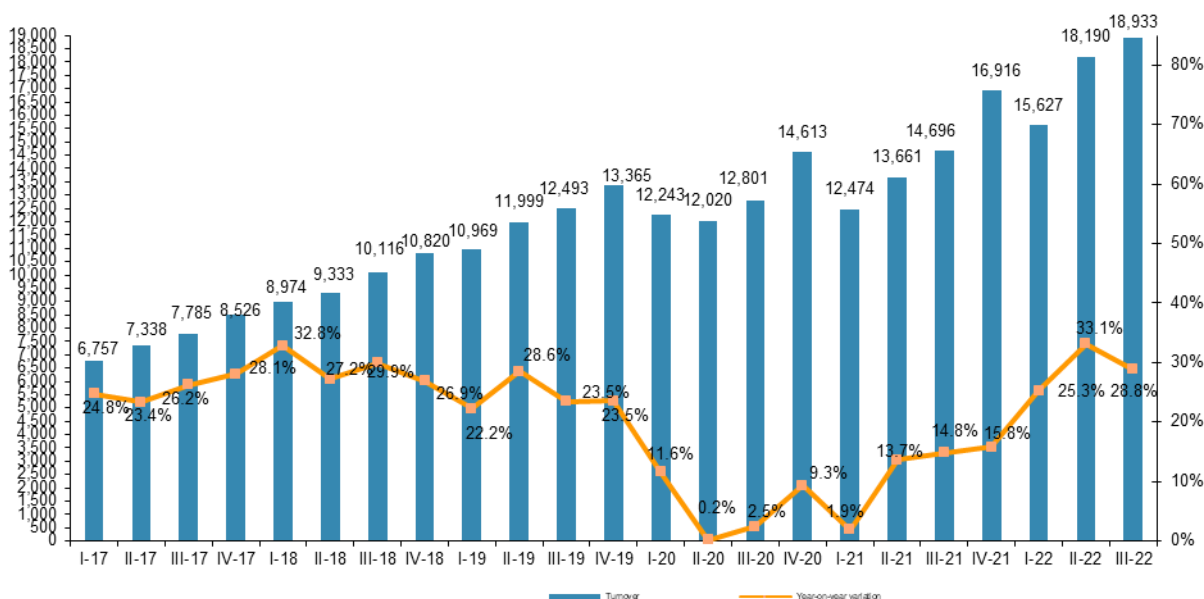


**PRESS RELEASE**

**E-commerce exceeds 18.9 billion euros in Spain in the third quarter of 2022 – up 28.8% from last year.**

**Madrid, 05 April 2023.** – E-commerce turnover in Spain has increased in the third quarter of 2022 with a year-on-year growth of 28.8% to total 18.933 billion euros, according to the latest e-commerce data available on the [CNMCData website](https://www.cnmc.es/cnmcdatos).

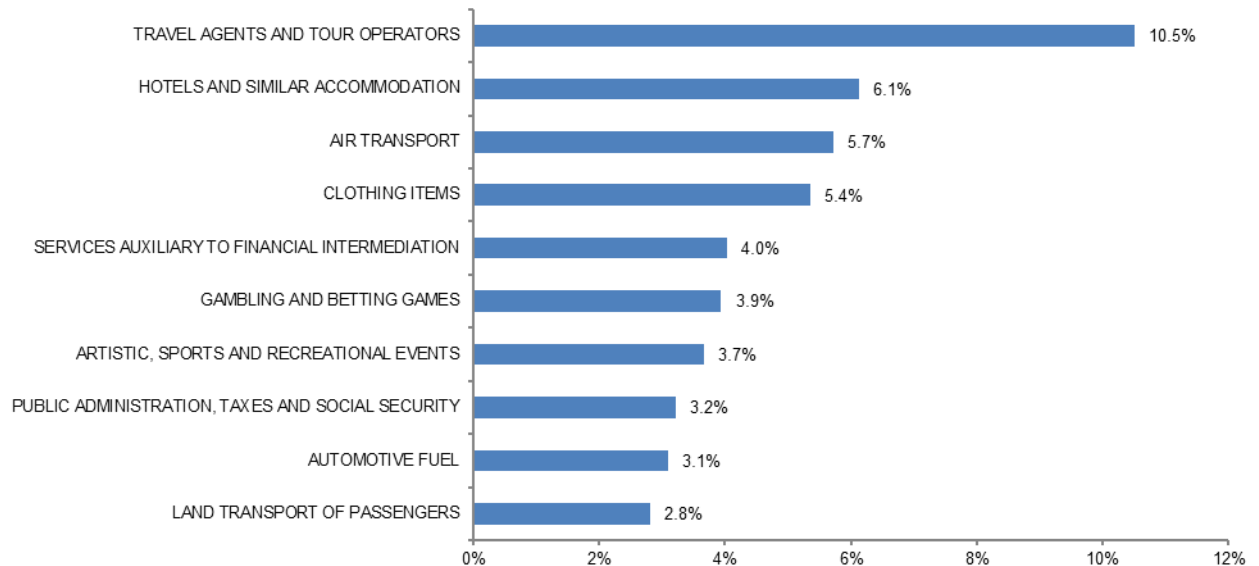
QUARTERLY TREND IN E-COMMERCE TURNOVER AND YEAR-ON-YEAR VARIATION (millions of euros and percentage)



Source: CNMC

The activity sectors with the highest revenue were travel agencies, with 10.5% of the total turnover; followed by hotels, with 6.1%, and air transport taking third place with 5.7%.

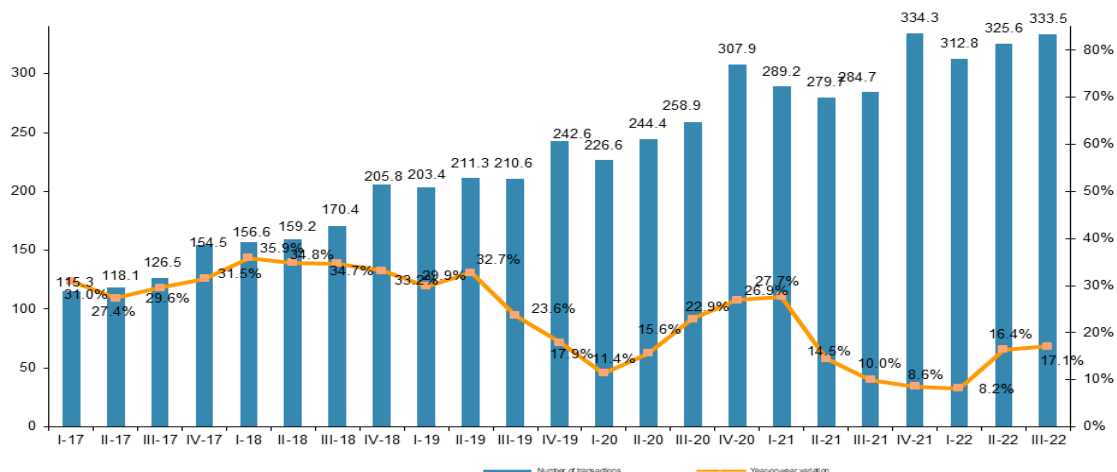
**THE TEN AREAS OF ACTIVITY WITH THE HIGHEST PERCENTAGE OF E-COMMERCE  
TURNOVER (III-22, percentage)**



Source: CNMC

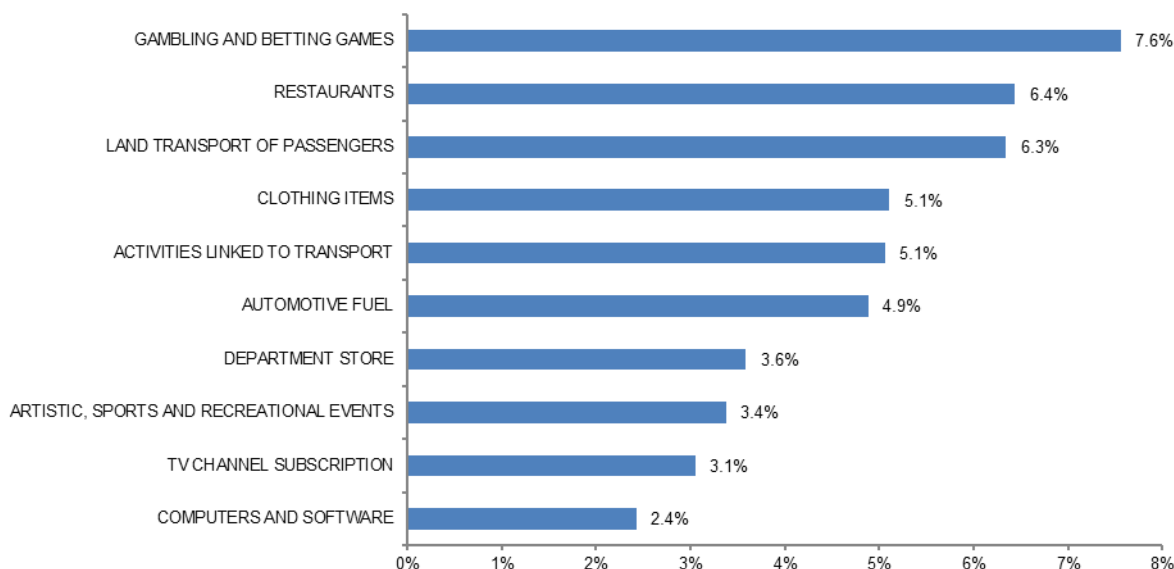
As regards the number of transactions, in the third quarter of 2022 more than 333 million transactions were registered - up 17.1%. Gambling leads the ranking in terms of sales (7.6%).

**QUARTERLY TREND IN THE NUMBER OF E-COMMERCE TRANSACTIONS AND YEAR-ON-YEAR VARIATION (millions of transactions and percentage)**



Source: CNMC

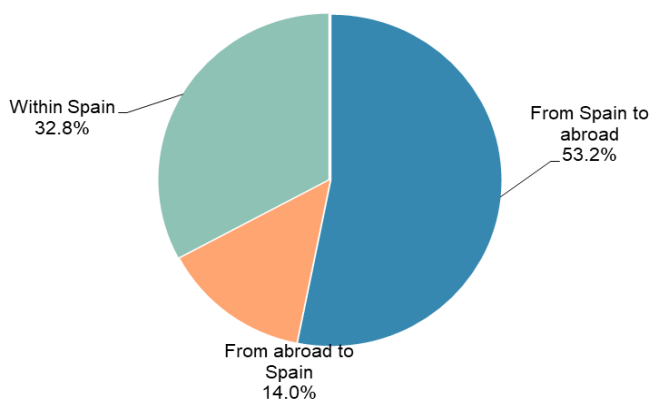
**THE TEN AREAS OF ACTIVITY WITH THE HIGHEST PERCENTAGE OF E-COMMERCE TRANSACTIONS (III-22, percentage)**



Source: CNMC

In terms of geographical segmentation, 46.8% of the revenue from the third quarter of 2022 was to Spain. The remaining 53.2% corresponds to purchases originating in Spain carried out through foreign locations.

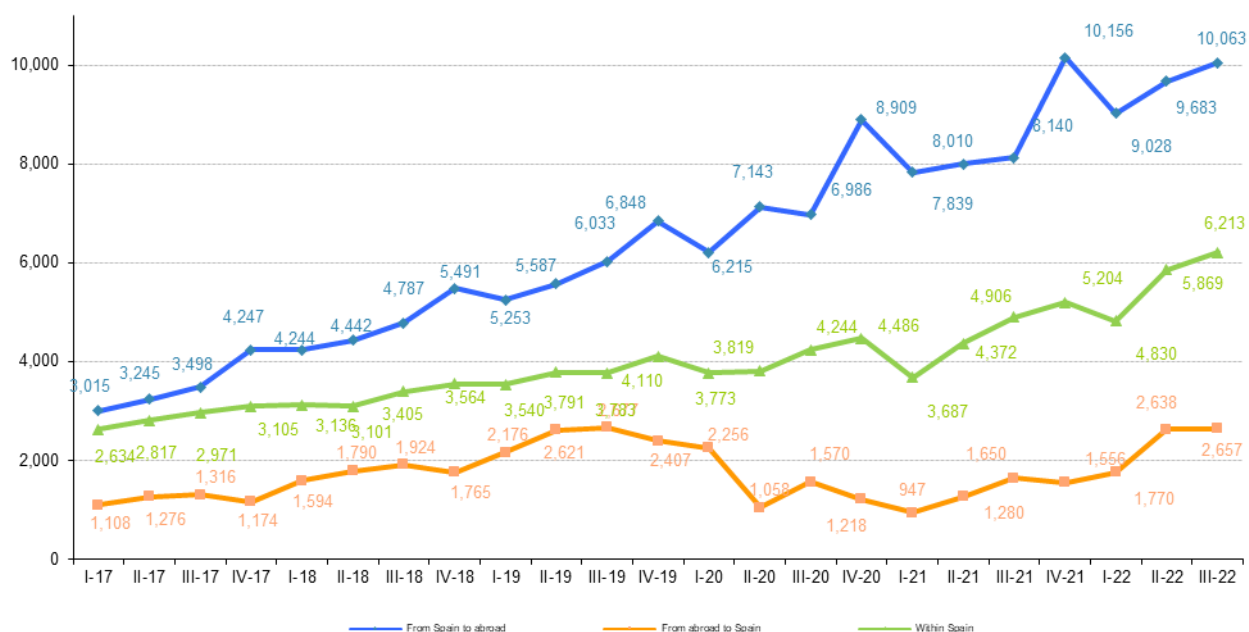
**E-COMMERCE TURNOVER SEGMENTED GEOGRAPHICALLY (III-22, percentage)**



Source: CNMC

The external balance (the difference between what is purchased in Spain from foreign locations and what is purchased from Spain to foreign locations) shows a deficit of 7.407 billion euros.

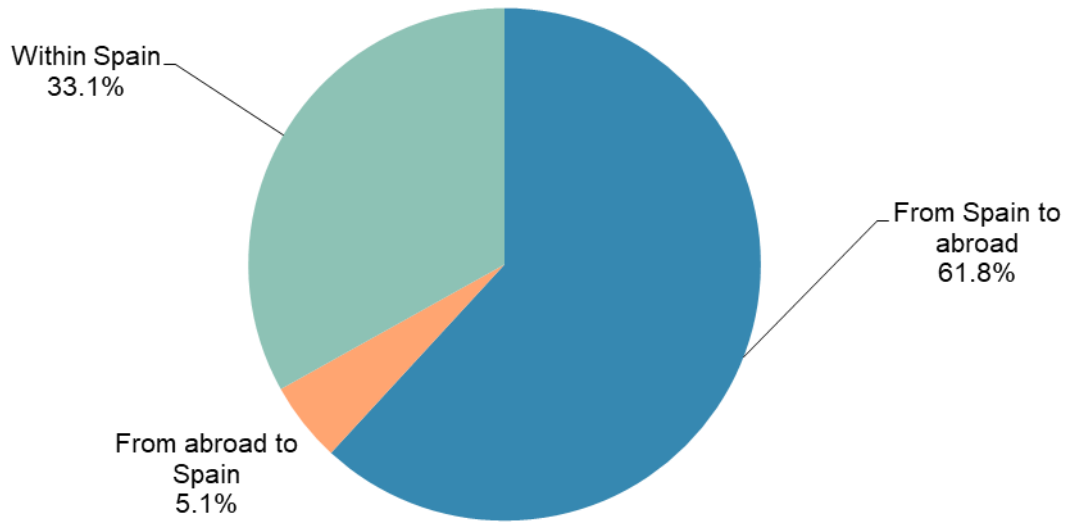
**QUARTERLY TREND IN E-COMMERCE TURNOVER SEGMENTED GEOGRAPHICALLY**  
(millions of euros)



Source: CNMC

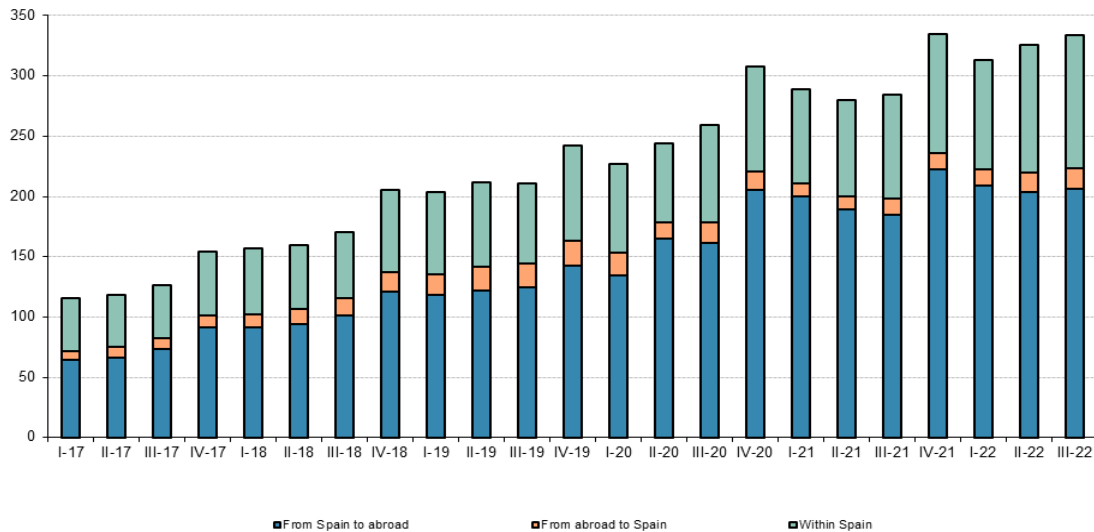
Broken down into number of transactions, 38.2% of sales were registered in Spain and 61.8% abroad.

**NUMBER OF E-COMMERCE TRANSACTIONS SEGMENTED GEOGRAPHICALLY (III-22, percentage)**



Source: CNMC

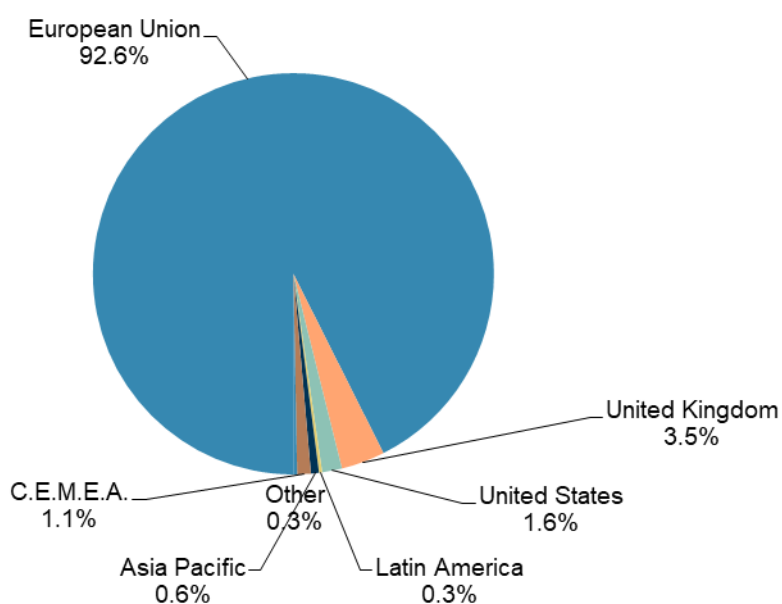
**QUARTERLY TREND IN E-COMMERCE TRANSACTIONS SEGMENTED GEOGRAPHICALLY (millions of transactions)**



Source: CNMC

The turnover of transactions originating in Spain that were sent to foreign locations totalled 10.063 billion euros - up 23.6% on the figure from the third quarter of the previous year. 92.6% of purchases from Spain with destinations in foreign locations was sent to businesses within the European Union.

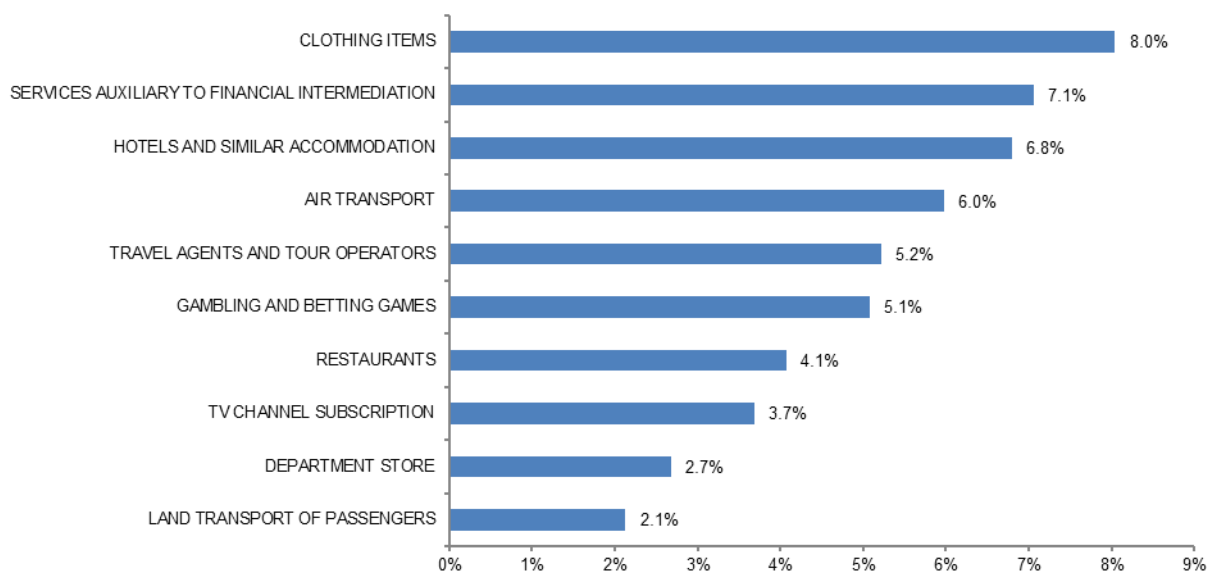
**E-COMMERCE TURNOVER FROM SPAIN TO FOREIGN LOCATIONS BY GEOGRAPHICAL AREA (III-22, percentage)**



Source: CNMC

The areas of activity with the greatest turnover from Spain sent to foreign locations are clothing (with 8.0%), services auxiliary to financial intermediation (7.1%), and hotels (6.8%).

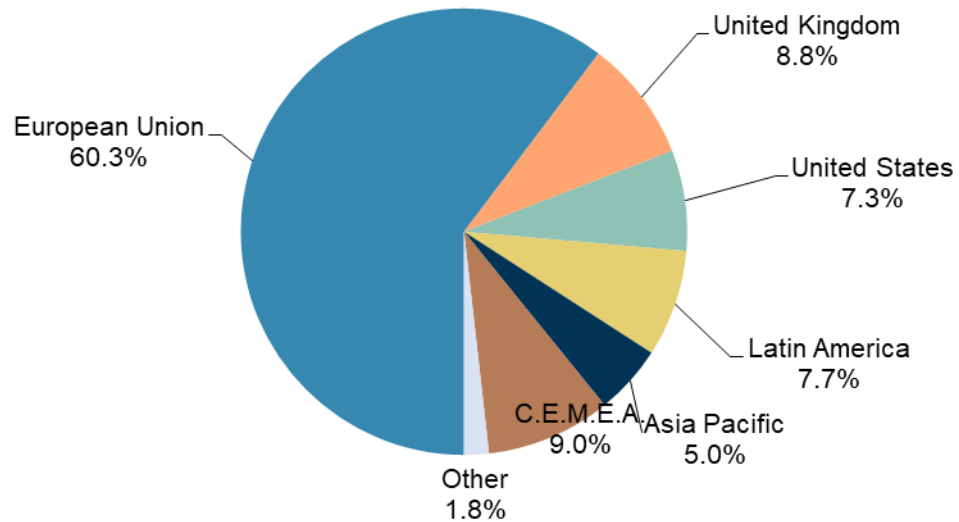
THE TEN AREAS OF ACTIVITY WITH THE HIGHEST PERCENTAGE OF E-COMMERCE TURNOVER FROM SPAIN TO FOREIGN LOCATIONS (III-22, percentage)



Source: CNMC

Meanwhile, transactions from foreign locations to Spain have reached a turnover of 2,657 million euros - up 61.0% on the figure from the third quarter of the previous year. 60.3% of purchases from foreign locations originated in countries within the European Union.

DISTRIBUTION OF E-COMMERCE TURNOVER FROM FOREIGN LOCATIONS TO SPAIN BY GEOGRAPHICAL AREA (III-22, percentage)

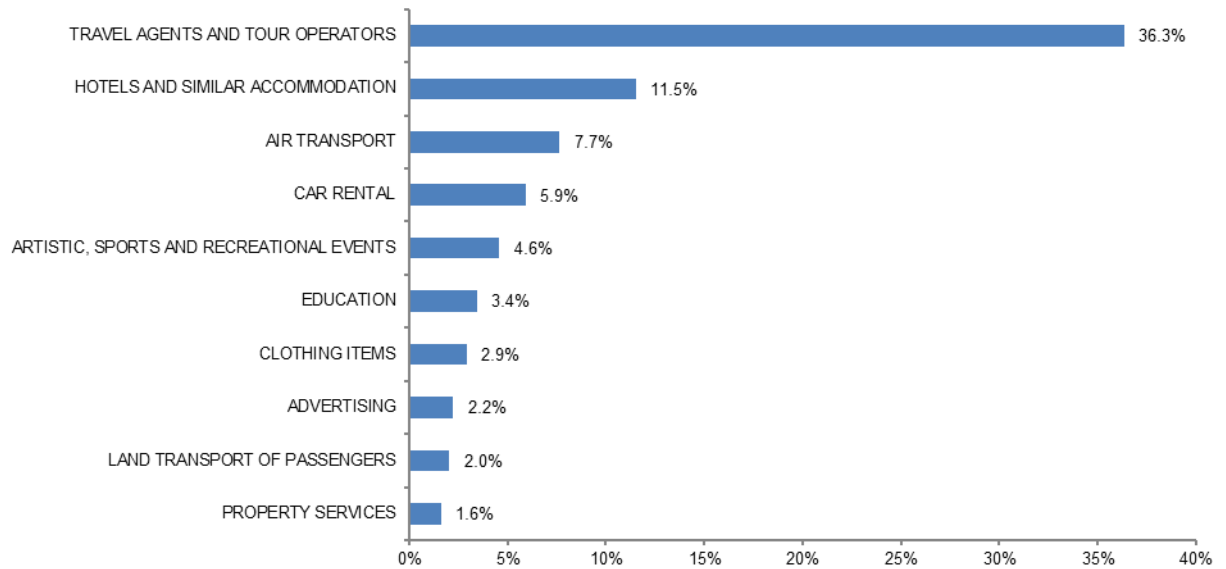


Source: CNMC

Furthermore, areas of activity related with the tourism sector (including travel agencies, air transport, land transport, car rental and hotels) account for 63.4% of the purchases to Spain from foreign locations.



**THE TEN AREAS OF ACTIVITY WITH THE HIGHEST PERCENTAGE OF E-COMMERCE  
TURNOVER FROM FOREIGN LOCATIONS TO SPAIN (III-22, percentage)**



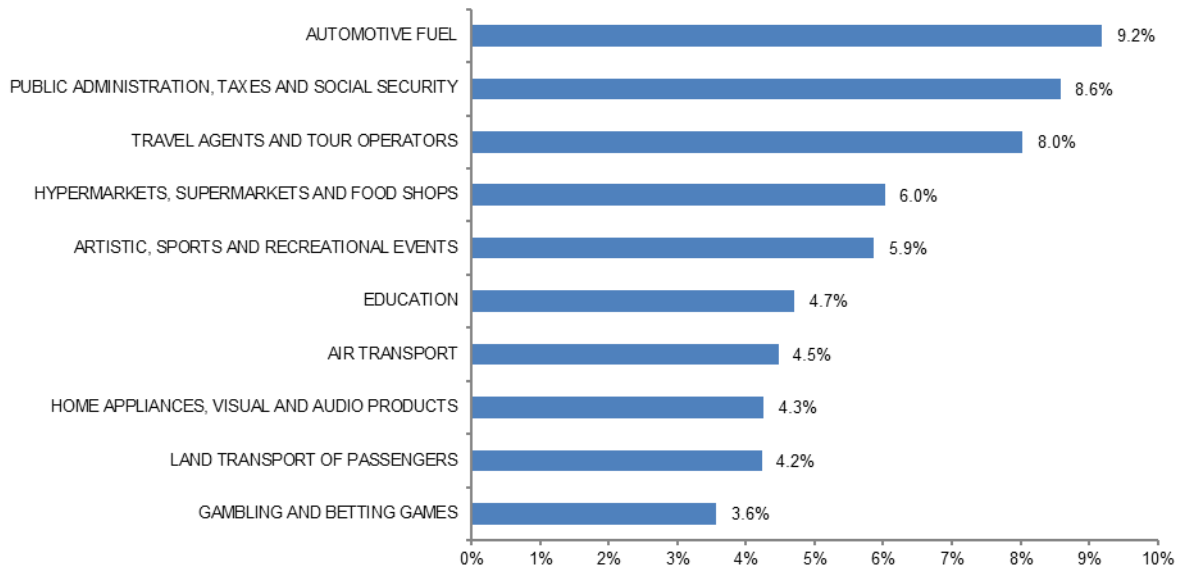
Source: CNMC

Revenue from e-commerce within Spain experienced a year-on-year increase of 26.6%, reaching 6.213 billion euros. Fuel account for 9.2% of turnover within Spain, followed by public administration, taxes and social security (8.6%) and by travel agents and tour operators (8.0%).

---

THE TEN AREAS OF ACTIVITY WITH THE HIGHEST PERCENTAGE OF E-COMMERCE  
TURNOVER WITHIN SPAIN (III-22, percentage)

---



Source: CNMC

More data on [CNMCData](#).